

The ccicons package*

Michael Ummels
michael.ummels@rwth-aachen.de

Abstract

This package offers authors who want to publish their documents under a Creative Commons license an easy way to include the relevant icons in their documents.

1 Introduction





Creative Commons (<http://creativecommons.org>) licenses have become increasingly popular for authors who want to retain their copyright but give other people the possibility to share and build upon their work. For each of the licenses that Creative Commons offers, there exists a set of icons that can be used to identify the respective license. This package defines several commands that allow to typeset these icons. Since the icons are stored in a PostScript Type 1 font, they can be scaled freely without diminishing their visual appearance.

2 Usage









To use this package in your L^AT_EX document, you need to issue

```
\usepackage{ccicons}
```















in the preamble of your document. This makes available the following commands to typeset the icons provided by Creative Commons:

<code>\ccLogo</code>	
<code>\ccAttribution</code>	
<code>\ccShareAlike</code>	
<code>\ccNoDerivatives</code>	

*This document corresponds to ccicons v1.1, dated 2009/12/14.

<code>\ccNonCommercial</code>	
<code>\ccNonCommercialEU</code>	
<code>\ccNonCommercialJP</code>	
<code>\ccZero</code>	
<code>\ccPublicDomain</code>	
<code>\ccSampling</code>	
<code>\ccShare</code>	
<code>\ccRemix</code>	

Additionally, for each of the common Creative Commons licenses there is a command to typeset the CC logo together with the icons applicable for that license (see <http://creativecommons.org/licenses>):

<code>\ccbby</code>	
<code>\ccbysa</code>	
<code>\ccbbynd</code>	
<code>\ccbync</code>	
<code>\ccbynceu</code>	
<code>\ccbyncjp</code>	
<code>\ccbyncsa</code>	
<code>\ccbyncsaeu</code>	
<code>\ccbyncsajp</code>	
<code>\ccbyncnd</code>	
<code>\ccbyncnde</code>	
<code>\ccbyncndjp</code>	
<code>\cczero</code>	
<code>\ccpd</code>	

Please note that all icons that can be typeset using this package are trademarks of Creative Commons and are subject to the Creative Commons trademark policy (see <http://creativecommons.org/policies>).

3 Version history

Version 1.0 (2009/11/29): Initial version

Version 1.1 (2009/12/14): New font with additional glyphs

4 The main style file

We provide one internal command to access the characters of the font directly.

```
1 \newcommand{\ccicons@char}[1]{\usefont{U}{ccicons}{m}{n}\char#1}}
```

The following commands provide high-level access to to the font. We define a command for each character in the font.

```
2 \newcommand{\ccLogo}{\ccicons@char{0}}
3 \newcommand{\ccAttribution}{\ccicons@char{1}}
4 \newcommand{\ccShareAlike}{\ccicons@char{2}}
5 \newcommand{\ccNoDerivatives}{\ccicons@char{3}}
6 \newcommand{\ccNonCommercial}{\ccicons@char{4}}
7 \newcommand{\ccNonCommercialEU}{\ccicons@char{5}}
8 \newcommand{\ccNonCommercialJP}{\ccicons@char{6}}
9 \newcommand{\ccPublicDomain}{\ccicons@char{7}}
10 \newcommand{\ccZero}{\ccicons@char{8}}
11 \newcommand{\ccSampling}{\ccicons@char{9}}
12 \newcommand{\ccShare}{\ccicons@char{10}}
13 \newcommand{\ccRemix}{\ccicons@char{11}}
```

Finally, for each CC license we define a command that prints the CC logo together with the icons applicable for that license.

```
14 \newcommand{\ccby}%
15   {\mbox{\ccLogo\kern0.1em\ccAttribution}}
16 \newcommand{\ccbysa}%
17   {\mbox{\ccLogo\kern0.1em\ccAttribution\kern0.1em\ccShareAlike}}
18 \newcommand{\ccbynd}%
19   {\mbox{\ccLogo\kern0.1em\ccAttribution\kern0.1em\ccNoDerivatives}}
20 \newcommand{\ccbync}%
21   {\mbox{\ccLogo\kern0.1em\ccAttribution\kern0.1em\ccNonCommercial}}
22 \newcommand{\ccbynceu}%
23   {\mbox{\ccLogo\kern0.1em\ccAttribution\kern0.1em\ccNonCommercialEU}}
24 \newcommand{\ccbyncjp}%
25   {\mbox{\ccLogo\kern0.1em\ccAttribution\kern0.1em\ccNonCommercialJP}}
26 \newcommand{\ccbyncsa}%
27   {\mbox{\ccLogo\kern0.1em\ccAttribution\kern0.1em\ccNonCommercial%
28     \kern0.1em\ccShareAlike}}
29 \newcommand{\ccbyncsaeu}%
30   {\mbox{\ccLogo\kern0.1em\ccAttribution\kern0.1em\ccNonCommercialEU%
31     \kern0.1em\ccShareAlike}}
32 \newcommand{\ccbyncsajp}%
33   {\mbox{\ccLogo\kern0.1em\ccAttribution\kern0.1em\ccNonCommercialJP%
34     \kern0.1em\ccShareAlike}}
35 \newcommand{\ccbyncnd}%
36   {\mbox{\ccLogo\kern0.1em\ccAttribution\kern0.1em\ccNonCommercial%
37     \kern0.1em\ccNoDerivatives}}
38 \newcommand{\ccbyncndeu}%
39   {\mbox{\ccLogo\kern0.1em\ccAttribution\kern0.1em\ccNonCommercialEU%
40     \kern0.1em\ccNoDerivatives}}
41 \newcommand{\ccbyncndjp}%
```

```
42 {\mbox{\ccLogo\kern0.1em\ccAttribution\kern0.1em\ccNonCommercialJP%  
43 \kern0.1em\ccNoDerivatives}}  
44 \newcommand{\cczero}%  
45 {\mbox{\ccLogo\kern0.1em\ccZero}}  
46 \newcommand{\ccpd}%  
47 {\mbox{\ccLogo\kern0.1em\ccPublicDomain}}
```

5 The font definitions file

We just need to declare one family with one shape.

```
48 \DeclareFontFamily{U}{ccicons}{}  
49 \DeclareFontShape{U}{ccicons}{m}{n}{  
50 <-> ccicons  
51 }{}
```